

THE MARVELOUSLY MAISEL PARTY PLANNING GUIDE

FEATURES

Let's Party
PAGE 1

Menu Planning
PAGE 2

Cocktails
PAGE 3-6

Food
PAGE 7-11

Games and Amusements
PAGE 12

Fashion
PAGE 13

Join the Community!
PAGE 14



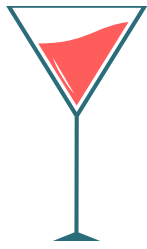
Photo via Library of Congress
5a19812v

Let's Party!

HOW TO CREATE A MAISEL-THEME PARTY

Creating a festive atmosphere while watching *The Marvelous Mrs. Maisel* is a marvelous idea, don't you think? Whether you are solo or with a group of friends, creating a Maisel theme night is easier than you think.

This guide will help you do just that! Inside you will find ideas for simple food and drink, party games, and Maisel inspired costumes. Pick and choose from the range of options, and use this guide as inspiration. Keep it simple and make your watch party even more entertaining!



Marvelously Maisel Menu Ideas

From the Bar

The Napoleon
Gin Rickey
Tom Collins
Martini with Olives
Amaretto Sour (The College Years!)
Champagne from Shy's Yacht
Beer from Carol's Hotel Bathtub

Appetizers

Papa's Pickles
Egg Rolls with Shrimp

Dessert

Black and White Cookies!
Catskills Ice Cream

Non-Alcoholic Drinks

Beauty Salon Lemonade
Catskills Tomato Juice
Fontainebleau Iced Tea with Lemon

Main Dishes

Brisket
Hangover Mac and Cheese
Mile High Deli Sandwiches
Corned Beef Finger Sammies from
Shy's sailboat

One strategy for food and drink is to pick and choose from options seen in the first three seasons. These are a few of my favorites!



Cocktails!

The Catskills Alcohol Consumption Index

Season Two was a goldmine for cocktails! The Gin Rickey, Tom Collins, the Napoleon, and Martinis all make an appearance. Look to the Catskills for cocktail inspiration!

Classic Tom Collins

- Juice of 1/2 a lemon
- 1 Teaspoon powdered sugar **
- 2 oz Gin
- Carbonated water
- Slices of lemon and orange
- Maraschino cherry

Shake the gin, lemon juice, and powdered sugar with ice in a cocktail shaker, and strain into a 12 oz glass. Add a few cubes of ice and fill with carbonated water. Stir. Garnish with slices of lemon and orange, and a maraschino cherry.

**simple syrup or agave could be substituted for the powdered sugar if you prefer, but vintage home bartending guides often suggest this common pantry ingredient.

"Give me
another
pickle."

-Abe Weissman



Lemon flavored cocktails or classic lemonade are always crowd pleasers too.

Classic Napoleon

- 2 oz Gin
- 1/2 Teaspoon curacao
- 1 Teaspoon dubonnet

Stir well with ice and strain into a 3 oz. cocktail glass.



Hotel Kaaterskill, the Catskills; Photo from Library of Congress 4a20533v



For more cocktail ideas, click here to visit the Untwisted Vintage cocktail recipe page



"You've had ten pickles. Your pickles aren't working."

- Rose Weissman

"Abeebalation.
Why is that so
hard to say?"

- Abe Weissman

"Because you
are totally
abeebalated."

- Midge Maisel



The Tart Cherry Gin Rickey
is one of my favorite twists
on the classic.

Classic Gin Rickey

- 1 Cube of ice
- Juice of half a lime
- 1.5 oz Gin
- Carbonated water

Fill an 8 oz highball glass with ice and the above ingredients. Top with carbonated water, and stir.

Tart Cherry Gin Rickey

- Juice of half a lime
- 1.5 oz Gin
- 1.5 oz Tart cherry juice
- 1/2 Teaspoon agave nectar
- Lime flavored sparkling water
- Ice

Place ice in a cocktail shaker. Add gin, cherry juice, agave, and lime juice. Shake! Strain into an ice filled glass. Top with lime flavored sparkling water and lime wedges.



Tropical Fontainebleau Inspired Cocktails

"How can you relax? It's boiling. It's humid. There's bugs and snakes and birds and bats and alligators and sand. There's sand everywhere. . . "

-- Suzie

A Twist on Cooper's Ranch Punch

- 2 oz pink grapefruit juice (about 1 grapefruit if making with fresh juice)
- 2 oz pineapple juice
- Juice of 1 lime
- 1/2 teaspoon grenadine
- 2 oz white rum
- Sparkling water

Add ice to a cocktail shaker. Place all the ingredients except the sparkling water into the shaker. Shake. Pour into an ice filled glass. Top with sparkling water and stir.

Create the garnish with half a strawberry, a slice of pineapple, a pineapple leaf, and a paper umbrella. See how I created it [HERE](#).




Food!

Keep it Simple!

Finger foods are always fun and popular with guests! How about serving a variety of pickles and pickled vegetables as a nod to Abe's Catskill's Alcohol Consumption Index? Or pick up some egg rolls, like Midge and Joel had at their wedding.

I love simple retro appetizers like cocktail wieners, prosciutto roll-ups (for those who eat pork), and chips and dips. Click [HERE](#) for my five easy appetizers for the frazzled host or hostess over at untwistedvintage.com



Prosciutto Roll-ups

- Twelve pieces of prosciutto
- 2 oz cream cheese, softened
- ½ teaspoon horseradish
- 24 pickles such as sweet gherkins, okra, etc.

Combine the softened cream cheese and horseradish. Cut the prosciutto pieces in half and spread one side with the cream cheese and horseradish mixture. Wrap around a pickle. Spear with a toothpick. Enjoy!



Deli Sandwiches

Creating a sandwich bar is a quick and easy way to cater to different tastes and dietary restrictions. Choose a couple of meats, cheeses, and bread options. Don't forget a variety of veggies, mustard and the pickles!

Midge's Hangover Mac & Cheese



Main Dish Ideas

If you are a collector of pink Pyrex, serving a brisket would be divine.

Looking for a simple idea? Remember when Midge devours the kiddo mac & cheese at Ethan's birthday party and Joel calls her out on her hangover?

Hot tip: Check your favorite local eateries for takeout mac. You may also find ready-made varieties at your local box store.

Such a time saver!

Click [HERE](#) for my Pinterest roundup of vintage mac and cheese recipes.





Sailing with Shy

"This is glorious!"

"The Boat?"

"No, this sandwich. Where's the fat? This man cuts corned beef like my mother's standing over him."

Corned Beef Finger Sandwiches

- Remove the crust off of your bread.
- Butter the inside of one piece of bread
- Spread the other side with Russian dressing.
- Top with layers corned beef.
- Cut in quarters with a sharp knife

Easy Russian Dressing

- 1/2 cup mayo
- 1/2 teaspoon horseradish
- 1/2 teaspoon Worcestershire sauce
- 2 tablespoons catsup



GRAB A BOTTLE OF
CHAMPAGNE AND
A PLANT NAMED
FRED.

Dessert Ideas:

Black and White Cookies

**Ice Cream
(Vanilla for Midge)**



Celebrate Catskills living with ice cream cones or a sundae bar with ALL the toppings!



Photo via Library of Congress - 8b23944v

Miami Breakfast

Coconut Pancakes

**Iced Tea with
Lemon**

**Grapefruit with Zig
Zag Cuts**

Fruit Salad

Sun Hats!

**Tablecloths with
fringe**



Transport yourself to Miami. Join Abe and Rose for a poolside breakfast at the Fontainebleau. After a nap (where you will sleep like a baby, but not one of those fussy babies), you'll set sail with Shy. Sip champagne while snacking on corned beef finger sandwiches. Don't forget your sunglasses!



Games and Amusements!

- Charades
- Hula Hoop
- Bowling (or a vintage Skittles game)
- Ping pong
- Dancing to the **Maisel Soundtrack** (Amazon affiliate link)
- Create your own 50s and 60s playlist on Spotify
- Simon Sez
- Create a photo booth for your guests!
- Party Favors like candy cigarettes, silly putty, your favorite red nail polish and red lipstick.
- **The Marvelous Mrs. Maisel Game of Life** (Amazon Affiliate Link)




Photo Booth Ideas!

- White sunglasses
- Pearls
- Long, black gloves
- A plunger!
- Retro microphone
- Mrs. Steiner 1959 sash
- 1950s hats
- Susie's Aegean cap
- Yellow teddy bears



click the microphone for resources for games, photo booth props, and party favors.

Fashion

Easy Maisel- Inspired Costumes



Easy costume based on one
of Midge's Season 3 looks

There are so many possibilities for gorgeous Maisel-inspired fashions, but if you are looking for quick and easy costumes, here are some ideas...

Midge's Village Style

- Black knit top
- Black Capri pants
- Head scarf
- Black flats

Susie and Pamela

- Striped shirt
- Suspenders
- Chain with keys
- Aegean cap
- Plunger
- Men's trousers

Beginnings

- Coat
- Vintage nightgown
- Bottle of wine

Sailing with Shy

- Striped blouse
- Hair scarf
- Sunglasses
- Plant named Fred



Click over to my Pinterest
Board for more than 300
fashion pins for more
inspiration!

Join the Community and Share Your Party!



Untwisted Vintage may engage in affiliate marketing, which is done by embedding tracking links into the Website. If you click on a link for an affiliate partnership, a cookie will be placed on your browser to track any sales for purposes of commissions.

Laura Mooney (Untwisted Vintage) is a participant in the Amazon Services LLC Associates Program, an affiliate advertising program designed to provide a means for sites to earn advertising fees by advertising and links to Amazon.com. As part of this Amazon Associates program, the Website will post customized links, provided by Amazon, to track the referrals to their website. This program utilizes cookies to track visits for the purposes of assigning commission on these sales.

Share your Maisel-inspired party and don't forget to tag me on Instagram @untwistedvintage

